



# THE DUX 8888

THE ULTIMATE IN LUXURY AND COMFORT

The DUX 8888 provides you with the ultimate sleep experience as it represents the culmination of over 80 years of research and development in the bed making craft. Not only have we crafted it out of the finest materials, but also we added revolutionary features — from our dynamically interlocking springs forged from Swedish steel to our Pascal Personal Comfort Zones system to our exclusive independently Adjustable Lumbar Support.



## EXPERIENCE THE DUX DIFFERENCE

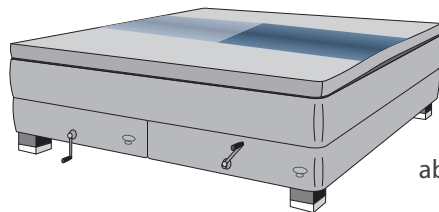
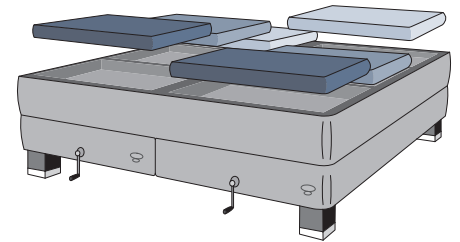


### >> Swedish Steel Springs

At the heart of the DUX 8888 are Swedish steel springs—nearly 4 times as many as an ordinary bed. More springs provide better contouring for your body, reducing pressure points which can help improve circulation.

### >> Pascal Personal Comfort Zones

Everyone's body is unique. That's why the DUX 8888 features the Pascal Personal Comfort Zones, enabling each person to select the perfect setting for their shoulders, lower back and legs.



### >> Adjustable Lumbar Support

To crank it up a notch, the DUX 8888 offers independent Adjustable Lumbar Support for each side of the bed.

### >> Extra Support

At DUX we offer you three top pads to choose from as an integral part of your DUX 8888. These include the deeply tufted Xstandard, Xsupport and Duxense top pads.



## DIMENSIONS AND SPECIFICATIONS

### European Sizes:

- 90 x 200 / 210 cm
- 105 x 200 / 210 cm
- 120 x 200 / 210 cm
- 140 x 200 / 210 cm
- 160 x 200 / 210 cm
- 180 x 200 / 210 cm

### Spring Count:

- 1956 / 2004
- 2268 / 2324
- 2664 / 2728
- 3060 / 3132
- 3444 / 3526
- 3912 / 4008

### Dimensions:

- Mattress Height (excluding legs): 44 cm
- Spring Top Height: 22 cm
- Base Height: 22 cm
- Recommended Leg Heights: 12 cm  
(Only split bases are available for bed over 120 cm wide)

The DUX 8888 cannot be ordered in custom sizes. It is available in certain USA sizes. Please contact your local store to inquire. The spring system comes with a 20-year limited warranty.

DUX, The DUX Bed and DUXIANA are Trademarks or Registered Trademarks of DUX DESIGN, AB. All rights reserved © 2007. DUX reserves the right to change product specifications without notice.



# THE DUX 12:12+

## CLASSIC DUX SUPPORT WITH DEEPER SPRINGS

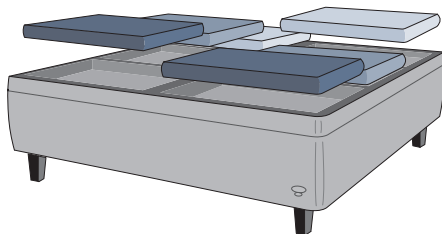
The DUX 12:12+ offers classic DUX support with deeper springs for added contouring in addition to the customizable Pascal Personal Comfort Zones. This combination offers you the comfort and support that you've come to expect from a DUX bed.



### EXPERIENCE THE DUX DIFFERENCE

#### >> Swedish Steel Springs

At the heart of the DUX 12:12+ are Swedish steel springs — nearly 3 times as many as an ordinary bed. More springs provide better contouring for your body, reducing pressure points which can help improve circulation.



#### >> Pascal Personal Comfort Zones

Everyone's body is unique. That's why the DUX 12:12+ features the Pascal Personal Comfort Zones, enabling each person to select the perfect setting for their shoulders, lower back and legs.

#### >> Extra Support

At DUX we offer you three top pads to choose from as an integral part of your DUX 12:12+. These include the deeply tufted Xstandard, Xsupport and Duxense top pads.



### DIMENSIONS AND SPECIFICATIONS

#### European Sizes:

90 x 200 / 210 cm
105 x 200 / 210 cm
120 x 200 / 210 cm
140 x 200 / 210 cm
160 x 200 / 210 cm
180 x 200 / 210 cm

#### Spring Count:

1876 / 1922
2180 / 2234
2536 / 2596
2956 / 3026
3244 / 3326
3752 / 3844

#### Dimensions:

- Mattress Height (excluding legs): 90 to 120 cm wide; 32 cm  
137 to 180 cm wide; 34 cm
- Recommended leg heights: 12, 20 or 23 cm  
(From 137 to 180 cm an attached support leg is added)

The DUX 12:12+ cannot be ordered in custom sizes. It is available in certain USA sizes. Please contact your local store to inquire. The spring system comes with a 20-year limited warranty.

DUX, The DUX Bed and DUXIANA are Trademarks or Registered Trademarks of DUX DESIGN, AB. All rights reserved © 2007. DUX reserves the right to change product specifications without notice.



# THE DUX 1001

THE DEFINITION OF THE DUX SLEEP SYSTEM, PURE AND SIMPLE

DUX 1001's dynamic two-layer base is the perfect introduction to the legendary DUX Comfort and support, and to a better nights sleep.



## EXPERIENCE THE DUX DIFFERENCE



### >> Swedish Steel Springs

At the heart of the DUX 1001 are Swedish steel springs — nearly 2 times as many as an ordinary bed. More springs provide better contouring for your body, reducing pressure points which can help improve circulation.

### >> Extra Support

At DUX we offer you four top pads to choose from as an integral part of your DUX 1001. These include the deeply tufted Xstandard, Xsupport and Duxense top pads, as well as the revolutionary Pascal de Luxe top pad.



## DIMENSIONS AND SPECIFICATIONS

### European Sizes:

90 x 200 / 210 cm  
 105 x 200 / 210 cm  
 120 x 200 / 210 cm  
 140 x 200 / 210 cm  
 160 x 200 / 210 cm  
 180 x 200 / 210 cm  
 210 x 200 / 210 cm

### Spring Count:

1008 / 1056  
 1176 / 1232  
 1392 / 1458  
 1608 / 1684  
 1812 / 1898  
 2064 / 2162  
 2496 / 2614

### Dimensions:

- Mattress Height (excluding legs): 90 to 120 cm wide; 23 cm  
137 to 210 cm wide; 25 cm
- Recommended leg heights: 20 or 23 cm  
(For 137 to 180 cm an attached support leg is added)

The DUX 1001 can be custom designed to fit most bed frames. It is available in certain USA sizes. Please contact your local store to inquire. The spring system comes with a 20-year limited warranty.

DUX, The DUX Bed and DUXIANA are Trademarks or Registered Trademarks of DUX DESIGN, AB. All rights reserved © 2007. DUX reserves the right to change product specifications without notice.



# THE DUX Axion

## COMFORT IN ACTION

The DUX Axion combines the benefits of the DUX sleep system with the elevation capabilities of an adjustable bed. Its multi-layered Swedish steel springs offer the perfect combination of stability and support, while its dynamic, silent motor helps you settle into just the right height and angle.



## EXPERIENCE THE DUX DIFFERENCE

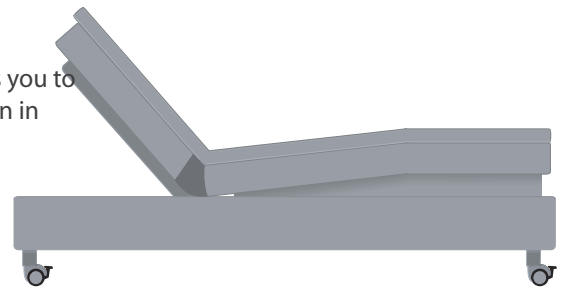
### >> Swedish Steel Springs

At the heart of the DUX Axion are Swedish steel springs. More springs provide better contouring for your body, reducing pressure points which can help improve circulation.



### >> Power To Spare

A special built in power reserve enables you to return the bed to its original flat position in case of a power outage.



### >> Fingertip Control

The DUX Axion's elevation can be easily adjusted with an ergonomic and user friendly handheld remote control that features soft-touch night glow buttons.

### >> Extra Support

At DUX we offer you four top pads to choose from as an integral part of your DUX Axion. These include the deeply tufted Xtandard, Xupport and Duxense top pads, as well as the revolutionary Pascal de Luxe top pad.



## DIMENSIONS AND SPECIFICATIONS

### European Sizes:

90 x 200 / 210 cm  
105 x 200 / 210 cm  
120 x 200 / 210 cm

### Spring Count:

558 / 594  
682 / 726  
806 / 858

### Dimensions:

- Bed Height (including legs): 52 cm
- Leg Heights (included with bed): 18 cm

The DUX Axion cannot be ordered in custom sizes. The drive mechanism comes with a 3 year warranty and the spring system comes with a 20-year limited warranty.

DUX, The DUX Bed and DUXIANA are Trademarks or Registered Trademarks of DUX DESIGN, AB. All rights reserved © 2007. DUX reserves the right to change product specifications without notice.



# THE DUX Top Pads

FOR EXTRA SUPPORT AND COMFORT

At DUX we offer you four top pads to choose from as an integral part of your DUX bed. These include the deeply tufted Xtandard, Xupport and Duxense top pads, as well as the revolutionary Pascal de Luxe top pad.



## EXPERIENCE THE DUX DIFFERENCE



### >> Xtandard Top Pad

Deeply tufted throughout, this top pad offers two layers of thick cotton wadding and is stabilized in the center to retain its shape.



### >> Xupport Top Pad

Deeply tufted with a core of natural latex which has an outer layer of cotton wadding for extra ventilation and softness.



### >> Duxense Top Pad

Deeply tufted with a core of natural latex, this top-pad is reversible with a thin layer of cotton wadding on one side and a thicker layer on the other side—giving a softer feel on one side and a slightly firmer feel on the other side.



### >> Pascal de Luxe Top Pad

The revolutionary Pascal System offers what no other bed can. Up to two sets of three spring modules with different DUX densities; soft, medium, and firm, create three separate support zones for your hips, shoulders and legs. With Pascal, for the first time ever, two people sharing the same bed can customize their own side. The Pascal System is available for all models whether integrated into the bed or as a separate top pad.

## DIMENSIONS AND SPECIFICATIONS

### Top Pad Sizes:

- 90 x 200 / 210 cm
- 105 x 200 / 210 cm
- 120 x 200 / 210 cm
- 140 x 200 / 210 cm
- 160 x 200 / 210 cm
- 180 x 200 / 210 cm
- 210 x 200 / 210 cm

### Pascal Spring:

- 1260 / 1344
- 1530 / 1632
- 1710 / 1824
- 1980 / 2112
- 2340 / 2496
- 2520 / 2688
- 3060 / 3264

### Pascal Dimensions:

- Height: 10 cm
- Support Level: Soft (110), Medium (120), Firm(130)
- Mattress Width Options: 90 to 137 cm; 3 Pascal Cassettes 140 cm; 3 or 6 Pascal Cassettes 152 to 210 cm; 6 Pascal Cassettes

Top pads are available in certain USA sizes. Please contact your local store to inquire. The DUX Pascal spring system comes with a 20-year limited warranty.

DUX, The DUX Bed and DUXIANA are Trademarks or Registered Trademarks of DUX DESIGN, AB. All rights reserved © 2007. DUX reserves the right to change product specifications without notice.



# The DUX Bed Legs Collection

## ROUND LEGS



Slender and thick legs crafted in solid Beech or finished in dark brown or black stain. The thick legs are also available in solid Oiled Oak.

## TAPERED WOOD LEGS



12 or 20 cm tapered wood legs crafted in solid Beech, Walnut or Oiled Oak. Also available in mahogany, cherry or black stained finish.

## CUBE WOOD LEGS



12 cm cube shaped wood legs crafted in solid Beech or Oiled Oak. Also available in mahogany, black or white stained finish.

## ROUND ALUMINUM LEGS



8 or 16 cm round satin finished brushed aluminum legs available with or without casters.

	DUX 8888		DUX 12:12+		DUX 1001		MATERIALS OR FINISH
ROUNDED WOOD LEGS	RECOMMENDED LEG HEIGHTS	BED HEIGHT WITH LEGS	RECOMMENDED LEG HEIGHTS	BED HEIGHT WITH LEGS	RECOMMENDED LEG HEIGHTS	BED HEIGHT WITH LEGS	
Ø 5 cm x 12 cm H	12 cm	56 cm	—	—	—	—	SOLID BEECH, DARK BROWN, MAHOGANY, BLACK
Ø 5 cm x 16 cm H	16 cm	60 cm	—	—	—	—	
Ø 5 cm x 20 cm H	—	—	20 cm	52 cm	20 cm	43 cm	
Ø 5 cm x 23 cm H	—	—	23 cm	55 cm	23 cm	46 cm	
Ø 5 cm x 30 cm H	—	—	—	—	30 cm	53 cm	
Ø 10 cm x 12 cm H	12 cm	56 cm	—	—	—	—	SOLID BEECH, SOLID OILED OAK, DARK BROWN, MAHOGANY, BLACK
Ø 10 cm x 16 cm H	16 cm	60 cm	—	—	—	—	
TAPERED WOOD LEGS							
12 cm H	12 cm	56 cm	—	—	—	—	SOLID BEECH, SOLID WALNUT, SOLID OILED OAK, MAHOGANY, CHERRY, BLACK
20 cm H	—	—	20 cm	52 cm	20 cm	43 cm	
CUBE WOOD LEGS							
12 cm Cube Extra attachment devices are required to fit the legs at the extreme corners of the bed.	12 cm	56 cm	12 cm	44 cm	—	—	SOLID BEECH, SOLID OILED OAK, MAHOGANY, BLACK, WHITE
ROUNDED ALUMINIUM LEGS							
Ø 5 cm x 8 cm H	8 cm	52 cm	—	—	—	—	BRUSHED ALUMINIUM
Ø 5 cm x 16 cm H	16 cm	60 cm	—	—	—	—	
Ø 5 cm x 23 cm H	—	—	23 cm	55 cm	23 cm	46 cm	
ROUNDED ALUMINIUM LEGS WITH CASTERS							
Ø 5 cm x 8 cm H	8 cm	52 cm	—	—	—	—	BRUSHED ALUMINIUM
Ø 5 cm x 16 cm H	16 cm	60 cm	—	—	—	—	
Ø 5 cm x 23 cm H	—	—	23 cm	55 cm	23 cm	46 cm	

DUX, The DUX Bed, and DUXIANA are Trademarks or Registered Trademarks of DUX DESIGN, AB. All rights reserved © 2007. DUX reserves the right to change product specifications without notice.